



## Unit 9

### Giving Direction



## Unit 9

### Giving Direction

#### สาระสำคัญ

ในชีวิตประจำวันเราอาจจำเป็นต้องเดินทางไปสถานที่ที่เราไม่คุ้นเคย หรือไม่รู้จักทาง ในบางโอกาส เราอาจพบบุคคลที่เป็นชาวต่างชาติมาสอบถามเกี่ยวกับเส้นทางไปยังสถานที่ต่างๆ ผู้เรียนจึงควรเรียนรู้วิธีการพูดและการเขียน อธิบายทิศทางจากสถานที่หนึ่งไปอีกสถานที่หนึ่ง

#### จุดประสงค์การเรียนรู้

#### ความรู้

1. อ่านออกเสียงความคำศัพท์ จำนวน และ Imperative Verb ที่ใช้ในการอธิบายเส้นทาง หรือวิธีการเดินทาง

2. เลือกใช้ศัพท์ จำนวน และ Imperative Verb ที่ใช้ในการอธิบายเส้นทางหรือวิธีการเดินทางได้ถูกต้องเหมาะสม

#### ทักษะ

3. พูดสนทนาสอบถามและตอบข้อสอบถามเกี่ยวกับเส้นทาง วิธีการเดินทางได้ถูกต้อง

4. วิเคราะห์ใช้ศัพท์ จำนวน ไวยากรณ์และ Imperative Verb เกี่ยวกับเส้นทางหรือวิธีการเดินทางได้อย่างเหมาะสม

#### คุณธรรม

5. เสริมสร้างลักษณะนิสัยของการอธิบายเส้นทาง หรือวิธีเดินทางเป็นภาษาอังกฤษด้วย

**ความรับผิดชอบ** ในการที่จะต้องอธิบายให้เข้าใจและถูกต้องตามกาลเทศะ

#### เนื้อหาสาระ

1. Language Focus : Expression and sentences in giving direction

1.1 Asking the way and giving direction

1.2 Asking for clarification and useful expression

1.3. Asking , Accepting and Refusing

1.4 Imperatives verb

2. Worksheet

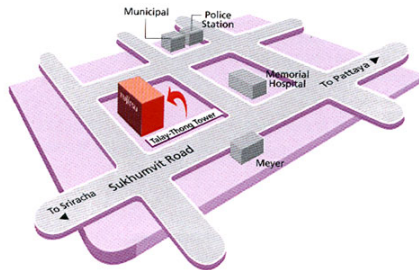
2.1 ใบงานที่ 9.1 Warm up ศึกษาคำศัพท์เกี่ยวกับการบอกทิศทางจากภาพที่กำหนด แล้วหาคำศัพท์ที่เกี่ยวกับการบอกทิศทาง 10 คำ

2.2 ใบงานที่ 9.2 Listening ดูแผนที่ แล้วฟังข้อความจากเทป แล้วพิจารณาว่าถูกต้องตามแผนที่หรือไม่

2.3 ใบงานที่ 9.3 Speaking คู่มือที่แล้วจับคู่ฝึกพูดบทสนทนาสอบถามและตอบเกี่ยวกับเส้นทางไปยังสถานที่ต่างๆ ตามแผนที่ที่กำหนดให้

2.4 ใบงานที่ 9.4 Reading เรียงข้อความที่กำหนดให้ เป็นบทสนทนาเกี่ยวกับการถามทิศทางที่ได้ใจความ

2.5 ใบงานที่ 9.5 Writing เขียนบทสนทนาเขียนแบบตัวอย่างเกี่ยวกับการสอบถามการเดินทาง โดยใช้ข้อมูลที่กำหนดให้ แล้วจับคู่พูดบทสนทนา



## 1. Language Focus: Expression and sentences in giving direction

### 1.1 Asking the way and giving direction

Asking the way	Giving direction
<ul style="list-style-type: none"> <li>● Excuse me, where's the hotel?</li> <li>● Excuse me, can you tell me the way to the library?</li> <li>● Excuse me. How do I get to the bank from here?</li> <li>● Which way is the museum?</li> <li>● Do you know where the post office is?</li> </ul>	<ul style="list-style-type: none"> <li>● Turn right / left at the corner.</li> <li>● Turn right / left into Rama Road.</li> <li>● Take the first turning right / left.</li> <li>● Go up this street and turn right / left.</li> <li>● Drive down Highway.</li> <li>● Go east / west / north / south on Highway Road.</li> <li>● Walk along the road to the traffic light.</li> </ul>

### 1.2 Asking for clarification and useful expression

Asking for clarification	Useful expression
<ul style="list-style-type: none"> <li>● Up this street two blocks and left?</li> <li>● So I go up the intersection and turn right.</li> <li>● Do I take the first or the second street on the left?</li> <li>● Is the bank on the right or on the left?</li> <li>● So for the bank, I go down two blocks and turn left?</li> </ul>	<ul style="list-style-type: none"> <li>● It's not very far.</li> <li>● It's about ten minutes' walk.</li> <li>● It's about two blocks.</li> <li>● You can't miss it.</li> </ul>

### 1.3. Asking , Accepting and Refusing

Asking	Accepting and Refusing
Do you know { <ul style="list-style-type: none"> <li>where there's a bank?</li> <li>the (shortest) way to.....?</li> <li>how to get to.....?</li> <li>where .....is?</li> </ul>	- Yes, there's one on..... - Yes, you'll find it on..... - Certainly, it's not far. - I'm sorry. I don't know. - I'm sorry. I have no idea.
How { <ul style="list-style-type: none"> <li>do</li> <li>can</li> </ul> } I get { <ul style="list-style-type: none"> <li>to.....?</li> <li>there?</li> </ul>	
Can you direct me to.....?	

### 1.4 Imperatives verb

Structures: Imperatives

{ <ul style="list-style-type: none"> <li>Catch</li> <li>Take</li> </ul> }	the	{ <ul style="list-style-type: none"> <li>train</li> <li>micro bus</li> <li>bus no. 17</li> </ul> }	from.....
Keep Walk Go	{ <ul style="list-style-type: none"> <li>straight</li> <li>along</li> <li>down</li> <li>ahead</li> </ul> }	this road	{ <ul style="list-style-type: none"> <li>until you see the.....</li> <li>f or.....</li> <li>till you reach the.....</li> <li>as far as.....</li> </ul> }

Imperative verbs look like "bossy" verbs: the verbs in **Do this**, **don't do that**, **go away** are clearly cases of throwing your weight around. Notice, incidentally, that imperative verbs like these are always in present time. It's not possible to issue a command in the past, eg *\*Didn't do that*. And there is no pronoun or noun acting as a subject to the verb. If you needed to put one into the sentence, it would have to be *you*, as in the kind of disagreements that sound like this:

You go            No- you go!

Sentences like these, with an imperative verb in them, are called **directive sentences**.

But it would be misleading to say that every directive sentence has a bossy, commanding meaning. Look, for example, at these:

directive sentence	imperative verb	possible purpose of sentence
Go and see a doctor	Go	advice
Mind out for the mosquitoes	Mind (out)	warning
Have a nice holiday	Have	expression of good wishes
Help me!	Help	pleading
Come over here please.	Come	requesting
Come round for a drink tonight.	Come	invitation

One other thing to notice about the grammar of the imperative verb: in its positive form there is only one verb in the verb phrase (as in the examples above). If we were to turn them into negatives - **Don't go**, **Don't mind out**, **Don't have** etc, then there will be two verbs, and the auxiliary will always be the imperative **don't**. So, if you come across "bossy" sentences like *I'm telling you now - you **will go** tomorrow, because I say so*, it isn't an imperative verb that's being used. It's a [modal verb](#), making a confident prediction and giving the listener no choices.

The way how to use imperative	Example
Direct commands	<b>Follow</b> me.
Request	<b>Open</b> the window .(please)
Suggestion	<b>Take</b> first turning.
Warning	<b>Watch</b> out! There's a motorcycle.
Direction	<b>Go</b> straight for 10 minutes walk.
Instruction	<b>Use</b> a microwave and boil for 5 minutes.
Invitation	<b>Come</b> and have birthday party tonight.
Prohibition	<b>Take off</b> your shoes.
Offer	<b>Help</b> yourself

## Practice

### Conversation 1

- A: Where is the public library, please?
- B: It is in Broad Street, near the Town Hall.
- A: How do I get there?
- B: Well, you could walk. But it's better to take a bus number 14. It will take you straight there.
- A: Thanks a lot.

### Conversation 2

- A: Excuse me, could you tell me where the Scala Cinema is, please?
- B: Let me see. Oh yes, of course, I know. It's in Lincoln Square, opposite the Asia Hotel.
- A: Is that near here?
- B: Oh yes, it's just a few minutes walk. Turn left at the traffic lights and you'll see it.
- A: Thank you very much.

### Conversation 3

- A: Excuse me, please. Could you tell me where the Speedy Car-Hire office is?
- B: I'm sorry. I have no idea.
- A: I think it's somewhere off City Avenue. Do you know where that is?
- B: I'm afraid I don't. I'd never been here before.



## ใบงานที่ 9.1

### Warm up : Vocabulary Study

**Exercise 1** Study the vocabulary about the direction and find 10 words to fill in the blanks below.



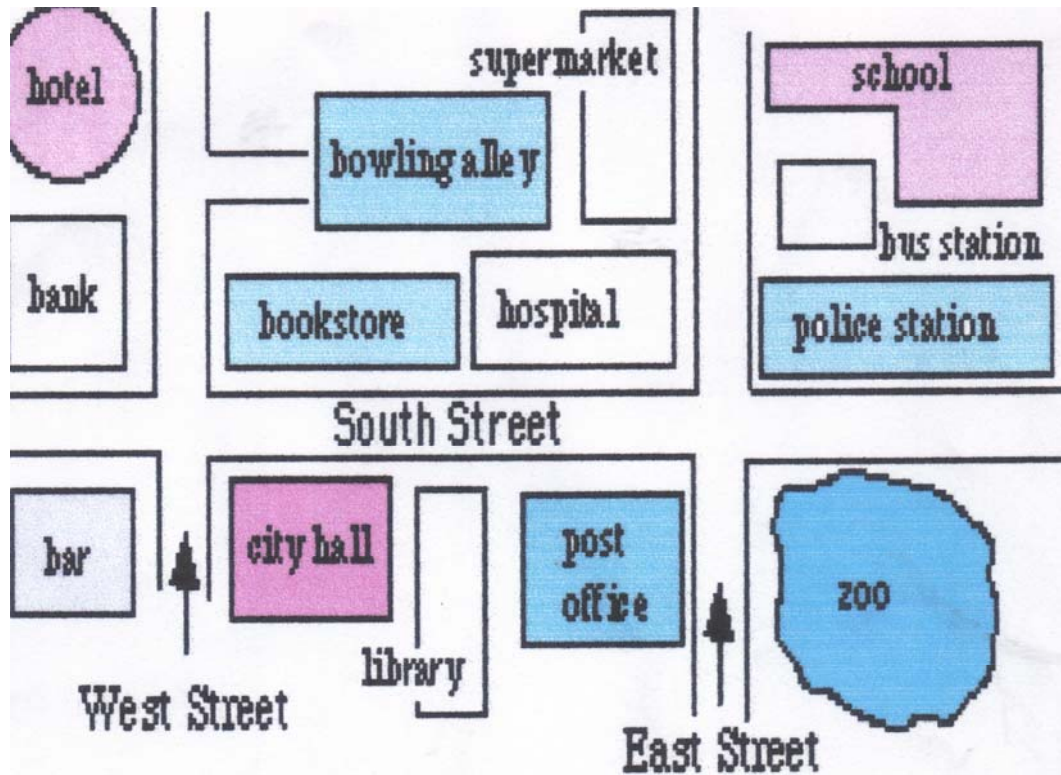
รูปภาพ 9.1 English for Communication 1 ทวี โอมาก หน้า 110

- |        |         |
|--------|---------|
| 1..... | 6.....  |
| 2..... | 7.....  |
| 3..... | 8.....  |
| 4..... | 9.....  |
| 5..... | 10..... |

## ใบงานที่ 9.2

### Listening

**Exercise 2:** Study the map before you begin. Listen to the speaker giving directions to different places on the map. Then write 'True' or 'False'



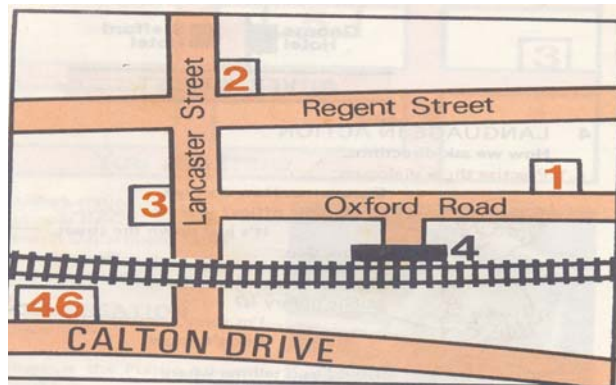
รูปภาพ 9.2 <http://www.kr.ac.th/ebook/ben/t03.html>

- ..... 1. The hotel is next to the bank.
- ..... 2. The zoo is opposite the police station.
- ..... 3. The library is between the post office and the supermarket.
- ..... 4. The bowling alley is on the East Street.
- .....5. The bar is on the corner of West Street and South Street.
- .....6. City hall is in front of the library.
- .....7. The hospital is near the bus station.
- .....8. The zoo is behind the post office.
- ..... 9. The bowling alley is behind the bookstore.
- .....10. The school is between the bus station and the police station.

### ใบงานที่ 9.3

#### Speaking

**Exercise 3** You are staying with your friend who lives at 46 Calton Drive. Work in pairs. ask your friend how you can get to the places shown on the map. Notice that the road goes under the railway.



รูปภาพ 9.3 Break Through 1 J.C. Richards & M.N. Long หน้า 44

1. The hospital.

A:.....

B:.....

2. The Bangkok bank.

A:.....

B:.....

3. The restaurant.

A:.....

B:.....

4. The railway station.

A:.....

B:.....

## ใบงานที่ 9.4

### Reading

**Exercise 4 Rearrange these sentences to be the complete conversations and then practice with your partner.**

#### Conversation 1

- The railway station?                      - Excuse me, how do I get to the station, please?
- Yes, that's right. I want to get to the railway station.
- Thanks a lot.                      - Go straight on. It's about a kilometer down the road, on your left.

You: .....

Man: .....

You: .....

Man: .....

You: .....

#### Conversation 2

- It's about 25 minutes walk                      - Thank you very much.
- Yes. Turn right, and then take the second turning on your left.
- Excuse me. Can I get to the Central Department Store this way?
- You're welcome.                      - Is it far?
- And do you know where the National Bank is?
- Yes, it's on this street. Keep walking for two blocks and it's on the corner, on the right.

You: .....

Man: .....

You: .....

Man: .....

You: .....

Man: .....

You: .....

Man: .....

## ใบงานที่ 9.5

### Writing and Speaking

**Exercise 5** Make new dialogues with the information given below.

Destination	Transportation	Period of time	Where to catch/park
1. the shopping center	The sky train	5 minutes	At the cross road
2. the airport	The subway	15 minutes	Two building block
3. school	The bus	30 minutes	At the victory monument
4. the golf club	My car	1 hour	The parking lot of the club

**Example:** A: How do you **get to work**?

B: I take **the bus**.

A: How long does it take?

B: About **forty-five minutes**.

A: Where do you catch the bus?

B: **There's a bus stop near my house**.

#### Conversation 1

A: .....

B: .....

A: .....

B: .....

A: .....

B: .....

#### Conversation 2

A: .....

B: .....

A: .....

B: .....

A: .....

B: .....

**Conversation 3**

A: .....

B: .....

A: .....

B: .....

A: .....

B: .....

**Conversation 4**

A: .....

B: .....

A: .....

B: .....



## Answer

### Exercise 1

1. Sorry to      2. where      3. turn      4. on      5. you're welcome  
6. excuse      7. to      8. going      9. until      10. On

### Exercise 2

1. True      2. Ture      3. False      4. False      5. Ture  
6. False      7. True      8. False      9. True      10. False

### Exercise 3

1. A: Do you know where is the hospital?

B: Yes, go along Calton Drive, turn left into Lancaster Street. Then turn right to Oxford Road pass the railway station. The hospital is on your left.

2. A: Excuse me. How do I get to the Bangkok Bank?

B: Go along Calton Drive, turn left into Lancaster Street. Go straight ahead until you see the cross road. The Bangkok Bank is on the opposite corner.

3. A: Can you tell me where is the restaurant, please?

B: Go along Calton Drive, turn left into Lancaster Street. The restaurant is opposite the junction of Lancaster Street and Oxford Road.

4. A: Excuse me. Do you know how to get to the railway station?

B: Go along Calton Drive and turn left into Lancaster Street. You'll see it. It's not far.

### Exercise 4

#### Conversation 1

You: Excuse me, how do I get to the station, please?

Man: The railway station?

You: Yes, that's right. I want to get to the railway station.

Man: Go straight on. It's about a kilometer down the road, on your left.

You: Thanks a lot.

#### Conversation 2

You: Excuse me. Can I get to the Central Department Store this way?

Man: Yes, Turn right, and then take the second turning on your left.

You: Is that far?

Man: It's about 25 minutes walk.

You: And do you know where the National Bank is?

Man: Yes, it's on this street, Keep walking for two blocks and it's on the corner, on the right.

You: Thank you very much.

Man: You're welcome.

### Exercise 5

#### Conversation 1

A: How do you get to the **shopping center**?

B: I take the **sky train**.

A: How long does it take?

B: About **5 minutes**.

A: Where do you take the sky train?

B: There's the sky train station **at the cross road**.

#### Conversation 2

A: How do you get to the **air port**?

B: I take the **subway**.

A: How long does it take?

B: About **15 minutes**.

A: Where do you take the subway?

B: There's the subway station for **two building block**.

#### Conversation 3

A: How do you get to the **school**?

B: I take the bus.

A: How long does it take?

B: About **30 minutes**.

A: Where do you take the bus?

B: There's the bus stop **at the victory monument**.

#### Conversation 4

A: How do you get to **the golf club**?

B: I drive **my car**.

A: How long does it take?

B: About **1 hour**.

A: Where do you take your car?

B: **At the parking lot of the club**.